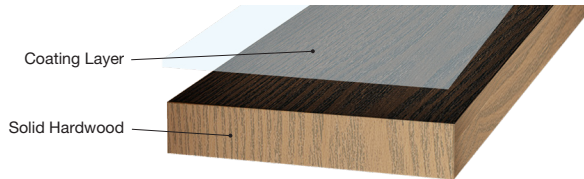



## SOLID HARDWOOD (SWF)

- Most traditional and preferred type of flooring by homeowners - made from a single layer - Oak, Hickory and Maple are the most common species
- More than 99% is 3/4" thick (remaining is 5/16" thick) - nail-down installation and can be sanded and refinished multiple times




## ENGINEERED HARDWOOD (EWF) WITH PLY CORE

- Since surface is a layer of wood veneer more species are available - enhanced structural stability allows for wider planks
- The core is made from multiple thin layers of wood, typically three layers; can be installed below grade (basements) - multiple installation methods




## ENGINEERED HARDWOOD (EWF) WITH HDF CORE

- Surface is a thin layer of wood veneer
- The core is comprised of one layer of High Density Fiberboard composite (HDF) and features the same benefits of a plywood core, but at a lower cost



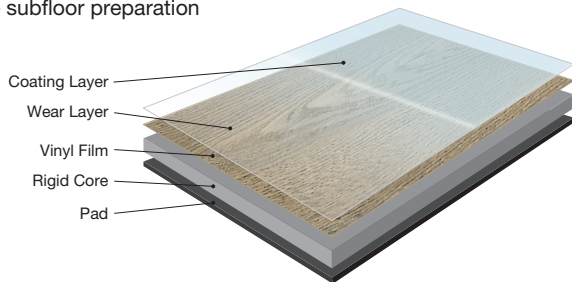
## LAMINATE

- Realistic wood visuals are protected by a melamine wear layer and are highly durable and waterproof from top-down moisture
- HDF core features a locking installation and are ideal for residential and light commercial installations




## RIGID CORE (STONE POLYMER CORE (SPC)/WOOD PLASTIC COMPOSITE (WPC))

- Most popular flooring, 100% waterproof with superior dent resistance, ideal for residential and commercial applications
- Fast and easy locking installation floats across the space, requires very little subfloor preparation




## LUXURY VINYL TILE (LVT)

- Available in planks or tiles and is composed of a core and base layer topped with a realistic print film and protective clear vinyl layer
- Versatile and easy installation



## HOMOGENEOUS (HOM)

- Consists of a single layer of vinyl plastic resins, pigments and additives; the through-color of the flooring means less visual impact from gouges
- Installation includes welded seams allowing for use in sterile environments



## HETEROGENEOUS (HET)

- Comprised of multiple layers
- Stone and wood designs are embossed with texture for more realistic looks and greater design versatility

