

# Bruce®

PHOTO: Buck Haven, BRLT84L330VL

## LANDSCAPE TRADITIONS™ | TIMBERTRU™ FLOORING

### Artfully Designed with Unequaled Durability

An assortment of on-trend designs and colors featuring the fine detail found in authentic hardwood, but tough enough to be used in commercial applications.

- Waterproof\* – top-down moisture protection
- Wide range of on-trend designs and colors
- Tough 10 mm planks feature a durable wear layer that's tough enough for light commercial environments and a 2 mm attached pad for superior sound control
- Installs on any level, even basements and bathrooms with quick and easy locking installation

LIFETIME LIMITED  
RESIDENTIAL WARRANTY

5-YEAR LIMITED LIGHT  
COMMERCIAL WARRANTY



Waterproof\*



Scratch & Dent  
Resistant



Install on Any Level




**MADE IN THE USA**  
with U.S. and Global Components.




\*See warranty for details.


## LANDSCAPE TRADITIONS™ | TIMBERTRU™ FLOORING




Natural Warmth  
8" **BRLT84L030VL**  
Overall




Natural Hickory  
8" **BRLT84L130VL**  
Overall




Valley Trail  
8" **BRLT84L230VL**  
Overall



Buck Haven  
8" **BRLT84L330VL**  
Overall




Storybook Forest  
8" **BRLT84L430VL**  
Overall



Bear Like  
8" **BRLT84L53EIR**  
EIR




Tranquil Taupe  
8" **BRLT84L630VL**  
Overall



Quiet Drama  
8" **BRLT84L730VL**  
Overall



Seaside Home  
8" **BRLT84L830VL**  
Overall



Smokey Valley  
8" **BRLT84L93EIR**  
EIR



PHOTO: Seaside Home, BRLT84L830VL

### LANDSCAPE TRADITIONS™ TIMBERTRU™ FLOORING

SIZE	8.03" x 47.64"	THICKNESS	12 mm = 10 mm + 2 mm pad attached	WEAR LAYER	AC4	EMBOSSING	Wood Grain
APPEARANCE	Oak & Hickory	GLOSS	Low	EDGE DETAIL	Painted micro-beveled edges and ends		
INSTALLATION	Locking; Below / On / Above Ground Level			WARRANTY	Lifetime Limited Residential, 5-Year Limited Light Commercial		

### PACKAGING

WIDTH	SQ FT PER CARTON	CARTONS PER PALLET	SQ FT PER PALLET	PALLET STACKING	PALLETS PER TRUCK LOAD	SQ FT PER TRUCK LOAD
8.03"	15.94	64	1,020.16	Max 3 high	22	22,443.52

### SOUND PERFORMANCE

STC = 60 IIC = 63  
Type: Concrete slab – 152mm w/ drop ceiling

