

ROBBINS®



PHOTO: Shenandoah, Ash, HPEA671W

This room scene is for illustrative purposes only. No two floors are ever the same. These natural wood planks have a high level of variation which can include knots, mineral streaks, color, and grain variations. Nature individualizes each plank to show its unique beauty.

TIMBER LEGENDS™ | DENSIFIED HARDWOOD With ArmorWood™ Densified Wood Technology

A Historical Legacy With Unmatched Durability

Our Timber Legends™ collection is an ode to the coveted, historic, and once thought lost Longleaf pine. By combining careful and sustainable logging practices, with our densified wood technology, Timber Legends is a revolutionary breakthrough in hardwood flooring. It's a collection that honors the past but is reimagined for the future.

Timber Legends pays homage to Longleaf pine, known for its dense, strong and rot/insect/resistant wood. Nearly logged to extinction in the 1990s, only a small fraction of the original forests remain today. In collaboration with Menominee Tribal Enterprises, known for sustainable logging practices for 160 years, Timber Legends is made from a readily available and managed resource that will be available for future generations. It is enhanced to be the most scratch and dent resistant wood flooring available – and with a sustainability story that is equally as existing.

LIFETIME LIMITED
RESIDENTIAL WARRANTY

10-YEAR LIMITED
COMMERCIAL WARRANTY



6X More
Dent Resistance



4X More
Scratch Resistance



Available in 6
Unique Species



Waterproof*
*See Warranty For Details



100% Real
Hardwood



Scan to learn more about
Timber Legends™ Densified
Hardwood Flooring



Inhibits the
Growth of Bacteria



MADE IN THE USA
with global and domestic components.



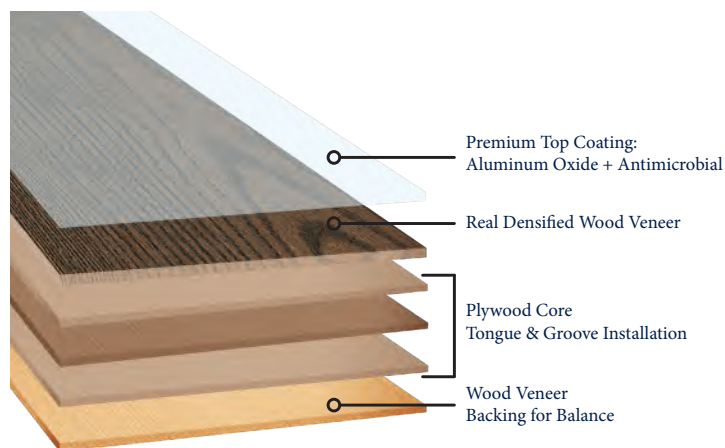

*See warranty for details.

The ArmorWood Densified Wood Technology Advantage

Timber Legends utilizes our patented technology of heat and pressure to create a revolutionary hardwood floors that's 100% natural and tougher than typical hardwood.


#1 IN DENT RESISTANCE

When tested for indentation resistance by ASTM D2394, a 2" weighted metal ball is dropped from a 60" height and indent impact levels are measured - Timber Legends performed best!

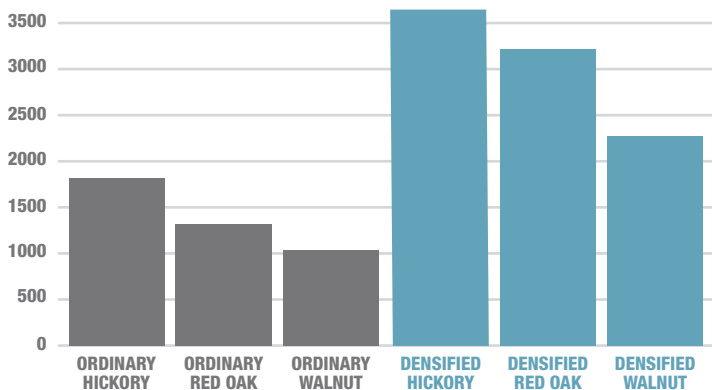


DOG SCRATCH TEST

Timber Legends has equivalent performance as SPC and Laminate along with being superior to Traditional Solid and Traditional Engineered Wood.



JANKA HARDNESS OF DENSIFIED VS. ORDINARY HARDWOOD



TIMBER LEGENDS – THE TOUGHEST FLOOR EVER MADE!

Our patent pending process uses simply heat and pressure to close the open cells in hardwood and densifies the wood making it the hardest flooring on the market.



RAW MATERIAL WALNUT - 4.5 MM WITH 2" BALL DROP AT 60" - SEVERE DAMAGE FROM BALL

DENSIFIED WALNUT - 3.0 MM WITH 2" BALL DROP AT 60" - NO NOTICEABLE DAMAGE FROM BALL

ASH



Shenandoah
7-1/2" HPEA671W

Natural
7-1/2" HPEA691W

CHERRY



Natural
7-1/2" HPEC661W

WALNUT



Natural
8-1/2" HPEW801W

PINE



Native Pine
7-1/2" HPEP651W

Southern Lake
7-1/2" HPEP621W



Long Leaf
7-1/2" HPEP631W




Cone Brown
7-1/2" HPEP641W

MAPLE



White Maple
7-1/2" HPEM611W

RED MAPLE



Light Maple
7-1/2" HPEM681W

TIMBER LEGENDS™ DENSIFIED HARDWOOD

| | | | | | | | |
|---------------------------|--|-------------------------|--|-------------------------|--|------------------------------------|--------------------------|
| SPECIES | Ash, Cherry, Pine, Maple, Red Maple, Walnut | THICKNESS | 7-1/2": 7/16" 8-1/2": 1/2" | CONSTRUCTION | Densified Wood | LIGHT SENSITIVITY | Moderate |
| WIDTH | 7-1/2", 8-1/2" | GLOSS | Low | FINISH | Urethane | | |
| TEXTURE | Wire-Brushed | FACE VENEER | 7-1/2": 2.0 mm - Sawn 8-1/2": 3.0 mm - Sawn | STRUCTURE | Plywood Core | | |
| EDGE DETAIL | Micro-beveled edges and ends | | | LENGTH | 96" max, 10" min | | |
| INSTALLATION | Staple with Glue Assist; Below / On / Above Ground Level | | | WARRANTY | Lifetime Limited Residential 10-Year Limited Commercial | | |
| CARTONS PER PALLET | 7-1/2": 48 8-1/2": 40 | SQ FT PER CARTON | 7-1/2": 28 8-1/2": 32 | SQ FT PER PALLET | 7-1/2": 1344 8-1/2": 1280 | PALLETS PER TRUCK/CONTAINER | 7-1/2": 20 8-1/2": 17 |

MATCHING TRIMS

| | QUARTER ROUND | T-MOLDING | REDUCER STRIP | THRESHOLD | STAIRNOSE |
|----------------|---------------|-------------|---------------|-------------|-------------|
| Shenandoah | TQ0AS1088LW | TM0AS1088LW | TR4AS1088LW | TH0AS1088LW | TS4AS1088LW |
| White Maple | TQ0MA1082LW | TM0MA1082LW | TR4MA1082LW | TH0MA1082LW | TS4MA1082LW |
| Natural Walnut | TQ0WA1081LW | TM0WA1081LW | TR5WA1081LW | TH0WA1081LW | TS5WA1081LW |
| Native Pine | TQ0PN1086LW | TM0PN1086LW | TR4PN1086LW | TH0PN1086LW | TS4PN1086LW |
| Southern Lake | TQ0PN1083LW | TM0PN1083LW | TR4PN1083LW | TH0PN1083LW | TS4PN1083LW |
| Natural Cherry | TQ0CH1087LW | TM0CH1087LW | TR4CH1087LW | TH0CH1087LW | TS4CH1087LW |
| Long Leaf | TQ0PN1084LW | TM0PN1084LW | TR4PN1084LW | TH0PN1084LW | TS4PN1084LW |
| Cone Brown | TQ0PN1085LW | TM0PN1085LW | TR4PN1085LW | TH0PN1085LW | TS4PN1085LW |
| Light Maple | TQ0MA1089LW | TM0MA1089LW | TR4MA1089LW | TH0MA1089LW | TS4MA1089LW |
| Natural Ash | TQ0AS1090LW | TM0AS1090LW | TR4AS1090LW | TH0AS1090LW | TS4AS1090LW |